

ESD5V0D3BH

Description

ESD5V0D3BH is designed to protect voltage sensitive components from ESD and transient voltage events. Excellent clamping capability, low leakage, and fast response time, make these parts ideal for ESD protection on designs where board space is at a premium. Because of its small size, it is suited for use in cellular phones, MP3 players, digital cameras and many other portable applications where board space is at a premium

Features

- Ultra low leakage: nA level
- Operating voltage: 5V
- Package: SOD-323
- Low clamping voltage
- Complies with following standards:
 - IEC 61000-4-2 (ESD) immunity test
 - Air discharge: $\pm 30\text{kV}$
 - Contact discharge: $\pm 30\text{kV}$
 - IEC61000-4-4 (EFT) 40A (5/50ns)
 - IEC61000-4-5 (Lightning) 40A (8/20 μs)

Applications

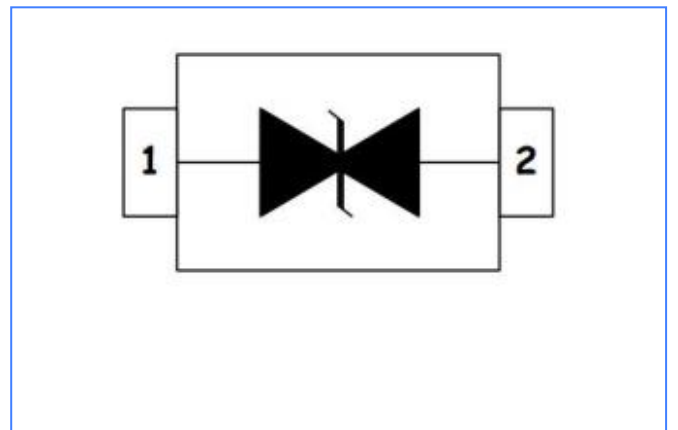
- USB 2.0 power and data line
- Set-top box and digital TV
- Digital video interface (DVI)
- Notebook Computers
- SIM Ports

Absolute Maximum Ratings(Tamb=25°C unless otherwise specified)

Parameter	Symbol	Value	Unit
Peak Pulse Power (8/20 μs)	P_{PP}	600	Watts
ESD per IEC 61000-4-2 (Air)	V_{ESD}	± 30	KV
ESD per IEC 61000-4-2 (Contact)		± 30	KV
Lead Soldering Temperature	T_L	260 (10 sec)	°C
Operating Temperature Range	T_J	-55 to +125	°C
Storage Temperature Range	T_{STJ}	-55 to +150	°C



Functional Diagram



Electrical Characteristics (TA = 25 °C unless otherwise noted)

Part Number	VRWM (V)	VBR (V)	IT (mA)	VC @1A	Vc		IR μA (Max)	C (Pf) (Typ)
					(Max)	(@A)		
ESD5V0D3BH	5	6	1	9.8	15	40	10	100

Characteristics Curves

Figure 1- Power Derating Curve

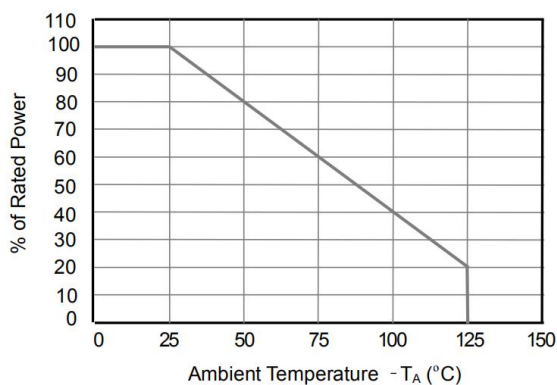
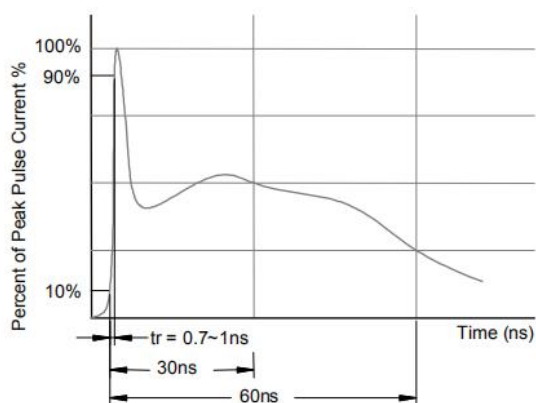
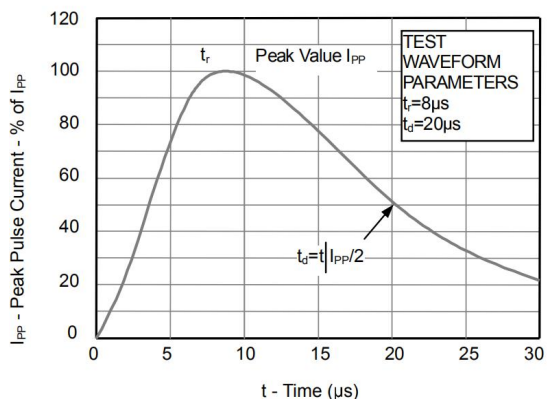
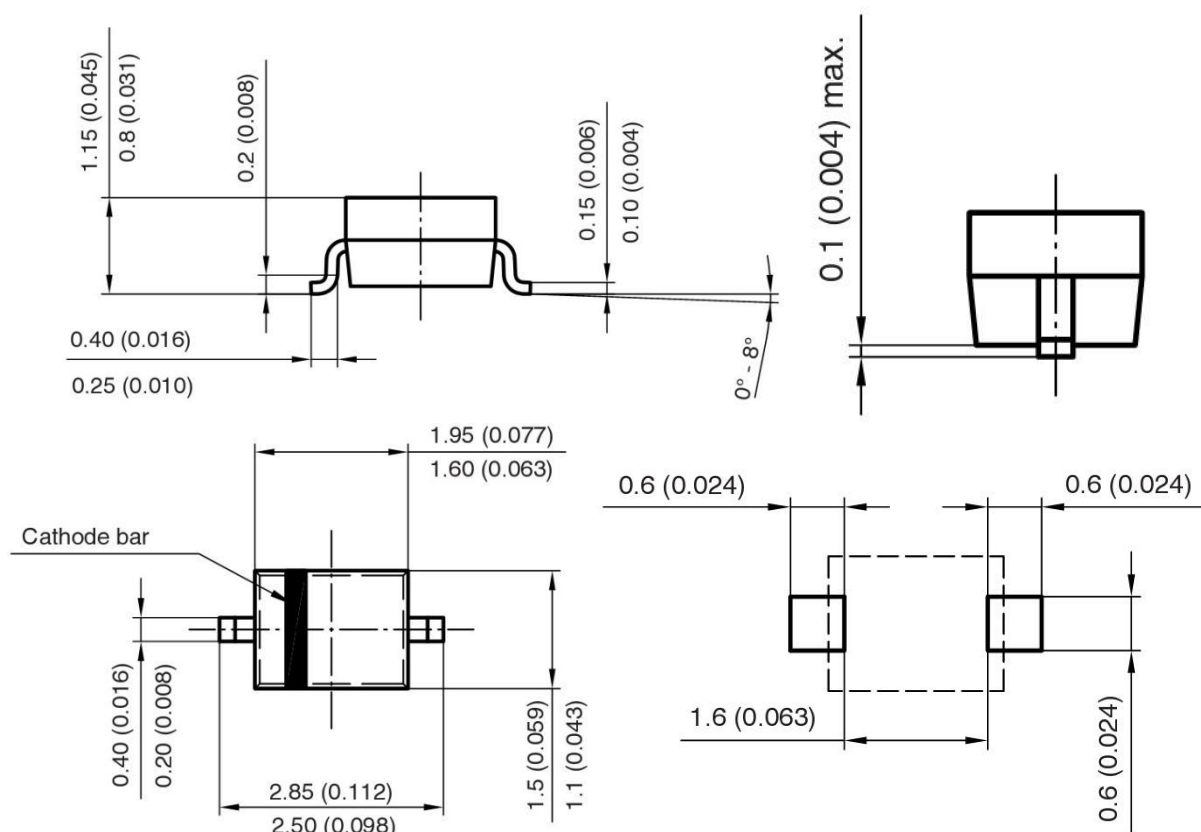

Figure 2- ESD Pulse Waveform
(according to IEC 61000-4-2)


Figure3- 8/20μs Pulse Waveform



PACKAGE OUTLINE DIMENSIONS in millimeters (inches) :SOD323



Mounting Pad Layout

Disclaimer

Specifications are subject to change without notice.

The device characteristics and parameters in this data sheet can and do vary in different applications and actual device performance may vary over time.

Users should verify actual device performance in their specific applications.